

R26 Series

Point-of-Use Pressure Regulator

Inlet Pressure	Max.2 MPaG (Max.290 PSIG)
Outlet Pressure	Max.0.99 MPaG (Max.144 PSIG) (Pressure Range: 0~0.2 MPa, 0~0.4 MPa, 0~0.6 MPa, 0~0.99 MPa)
Supply Pressure Effect	0.0019 MPaG (0.27 PSIG) per 0.1 MPaG (14.5 PSIG)
Proof Pressure	22.2 MPa (3,219 PSI)
CV	0.18
Temperature	-10°C to +40°C
Outboard Leakage	Screw (P); $1 \times 10^{-9} \text{ Pa} \cdot \text{m}^3/\text{sec} \cdot \text{He}$ ($1 \times 10^{-8} \text{ atm} \cdot \text{cc}/\text{sec} \cdot \text{He}$) Welding (W); $1 \times 10^{-11} \text{ Pa} \cdot \text{m}^3/\text{sec} \cdot \text{He}$ ($1 \times 10^{-10} \text{ atm} \cdot \text{cc}/\text{sec} \cdot \text{He}$)
Approximate weight	1.1 kg (21 lbs. 7 oz.)
Installation	Threaded holes on the surface (OPTIONS: Surface panel mounting)

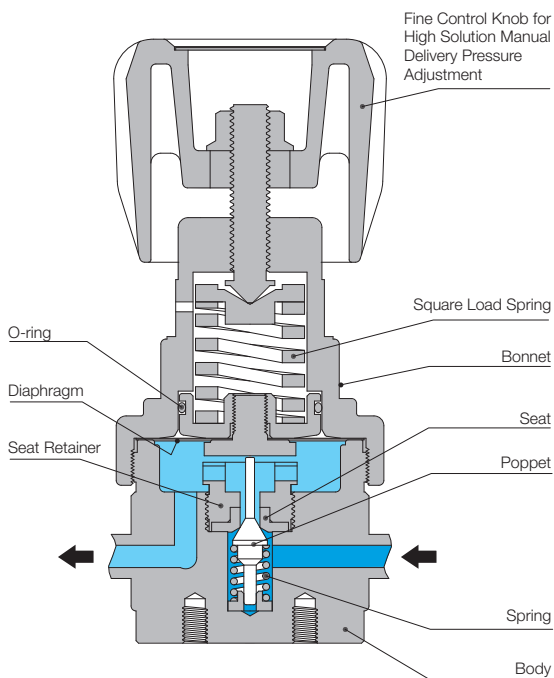


[NOTE]

1MPa = 10.2 kgf/cm² = 145.04 PSI

1MPa = 7504.36 mmHg = 295.4 inHg

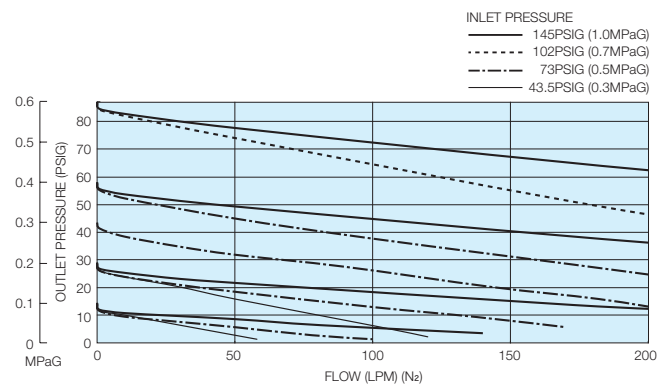
Cross sectional drawing



[NOTE]

- Avoid turning the control knob excessively.
- For purging at 870 PSIG (6 MPaG) and higher, operate the unit in consideration of changing the outlet pressure by the supply pressure effect.
- No filter in this unit.

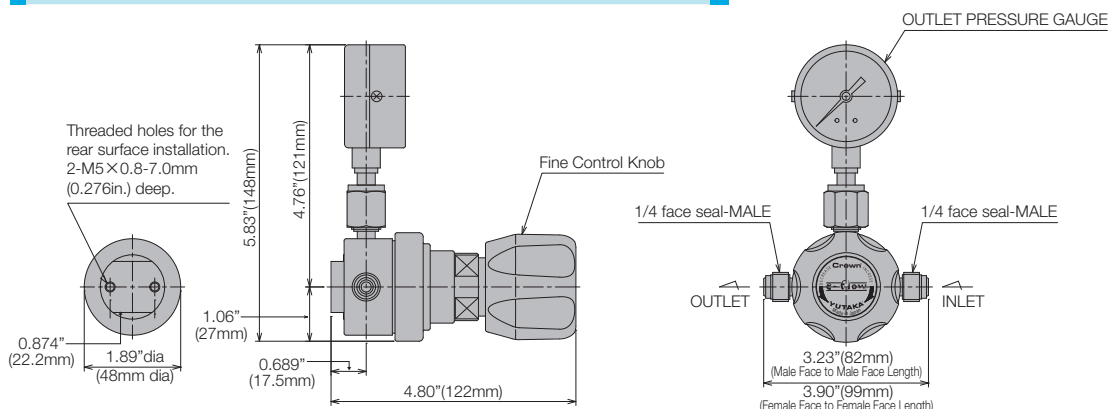
Flow characteristics



[NOTE]

- These tests were performed at ambient conditions.

Outline drawing



[NOTE]
 · Dimensions are in inches and (mm) for reference only.
 · Subject to change without notice.

Materials of construction

MODEL & TYPE	R26SS	R26SS-CO
Wetted Parts		
Body	SUS316L	
Poppet & Seat Retainer	SUS316L	
Diaphragm	SUS316L	
Seat	PTFE	
Spring	SUS316	
Gasket	PTFE	
Gasket to seal for gauge	Ni	SUS316
Non-wetted Parts		
Bonnet	Nickel Plated Brass	
Control Knob	ABS Resin	
O-ring	NBR	

Wetted surface finishes

Standard Ra (GRADE "B")	32µin. (0.80µm) or less
Optional Ra (GRADE "A")	7µin. (0.18µm) or less

Standard connections

1/4" NPT body length 1.93in. (48mm)
 1/4" face to face length of the male and female are the same. (Male) 3.23in. (82mm)
 1/4" face to face length of the male and female are the same. (Female) 3.90in. (99mm)
 1/4" sus tube fitting length 4.37in. (111mm)

[NOTE]
 · Any combination of Face Seal male and/or female fittings are available for inlet and outlet.
 · Size and configuration of pressure gauge port is 1/4" Face Seal male.

Ordering information

