

L18H Series

RoHS Directive Products

Miniature Pressure Regulator Medium Flow Rate Applications

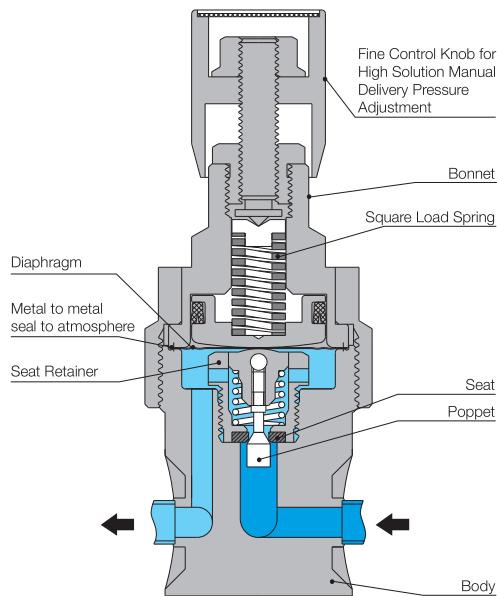
Inlet Pressure	Max.0.99 MPaG (Max.144 PSIG)
Outlet Pressure	Max.0.7 MPaG (Max.102 PSIG) (Pressure Range: 0~0.2 MPa, 0~0.4 MPa, 0~0.6 MPa, 0~0.7 MPa)
Proof Pressure	1.5 MPa (218 PSI)
Temperature	-10°C to +40°C
Outboard Leakage	1×10^{-11} Pa · m ³ /sec · He (1×10^{-10} atm · cc/sec · He)
Approximate weight	0.36 kg (0 lbs. 13 oz.)
Installation	Threaded holes on the rear surface



[NOTE]

1MPa = 10.2 kgf/cm² = 145.04 PSI
1MPa = 7504.36 mmHg = 295.4 inHg

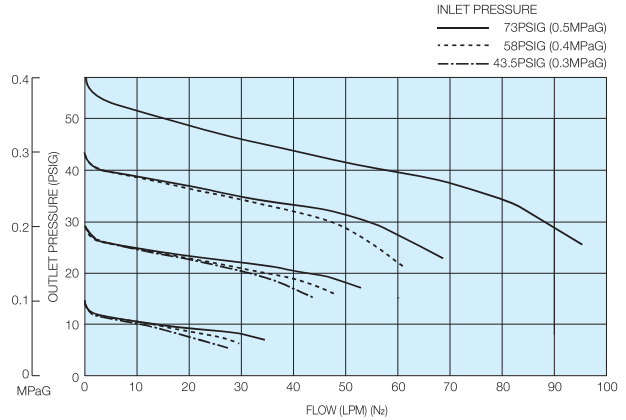
Cross sectional drawing



[NOTE]

- Avoid turning the control knob excessively.
- No filter in this unit.

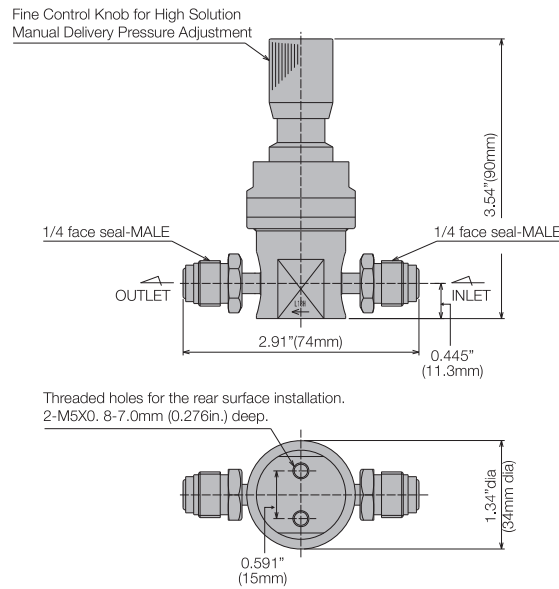
Flow characteristics



[NOTE]

- These tests were performed at ambient conditions.

Outline drawing



[NOTE]

- Dimensions are in inches and (mm) for reference only.
- Face to face length of the male and female are the same.
- Subject to change without notice.

Materials of construction

MODEL & TYPE	L18HSS	L18HSH	L18HSV	L18HVVH	L22HSH-CL2
Wetted Parts					
Body	SUS316L		SUS316L V.I.M		SUS316L
Poppet	SUS316L	Hastelloy® C-22	SUS316L	Hastelloy® C-22	
Diaphragm	Hastelloy® C-22				
Seat	PCTFE			Fluoroplastics	
Gasket to seal for gauge	Ni				
Non-wetted Parts					
Bonnet	Chromium Plated Brass				
Control Knob	Chromium Plated Brass				
O-ring	NBR				

Wetted surface finishes

Standard Ra (GRADE "S")	3.2μin. (0.08μm) or less
Standard Ra (GRADE "A")	7μin. (0.18μm) or less
Standard Ra (GRADE "B")	32μin. (0.80μm) or less

Standard connections

1/4" face to face length of the male and female are the same. 2.91in. (74mm)

[NOTE]

- Any combination of Face Seal male and/or female fittings are available for inlet and outlet.
- Size and configuration of pressure gauge port is 1/4" Face Seal male.

Ordering information

